



Improving Young Lives through Collaboration and Technology

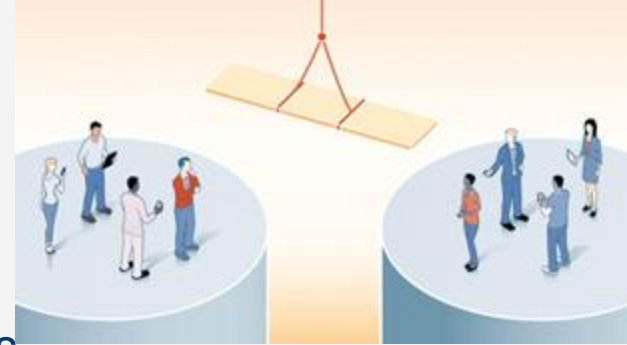
A School-Based Model
and Framework
with Real-time Data Collection



Breaking Down



- Behavioral health systems have traditionally been siloed, making it extremely difficult to provide consistent high-level behavioral health care for children in Michigan.
- Through various grants, partnerships, and State School Aid Act funds, Michigan has created a collaborative solution using technology that connects students to behavioral health services across multiple settings.



Reduce Youth Suicides and Meet Student Mental Health Needs

•The long-range vision and purpose of this project is to reduce youth suicides and meet other mental health needs by building a comprehensive statewide system designed with multiple perspectives, views and users in mind.

•A statewide, student-centered system will assist ISDs, school districts, child and adolescent health centers, state and local governments, social service agencies and healthcare organizations to seamlessly work together to identify and support students at risk for behavioral health issues.



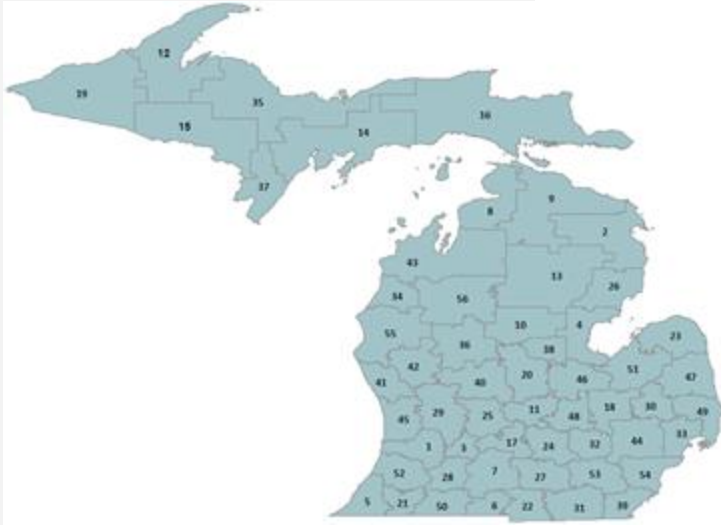
Michigan's Vision for Statewide Deployment of *bhworks*

- MDE made *bhworks*, from Medical Decision Logic (mdlogix), available to all 56 Intermediate School Districts (ISDs) in May 2021. This software platform provides consent, screening, identifying, referral, care coordination, treatment monitoring, **and real-time data collection** while streamlining confidential communication with families, school staff and providers.
- mdlogix has worked 15+ years to layer the best practices on top of a technology infrastructure to prevent and identify mental health issues.
- *bhworks* is web-based, HIPAA compliant, and obtained Authority to Operate following a detailed RMF (Risk Management Framework) NIST 800-53 RMF audit for compliance and security.

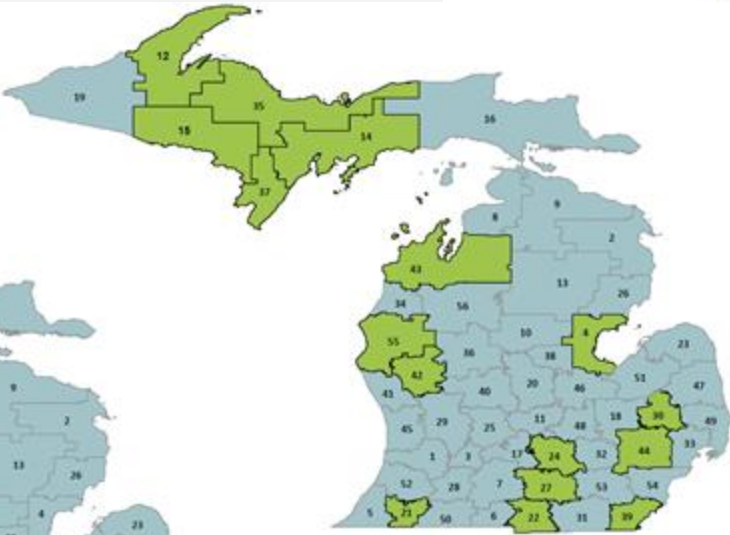
Rapid adoption and use of *bhworks* in Michigan

- From October 2021 – September 2022, a rapid adoption of *bhworks* was underway, with 60% of ISDs/ESAs/RESAs using the system.
- From fall 2021 to fall 2022, there were 6,650 student mental health referrals generated from *bhworks* and 3,451 students went to treatment. The early benefits, from *bhworks*-generated data, show that Michigan 31n providers are obtaining parent consent and providing services to students faster – from days or weeks to within 24 hours.
- With a web-based, electronic system, there is less paperwork and using one platform (*bhworks*) that has integrated with other Michigan systems including MiDataHub, increases efficiency. This time-saving efficiency helps with the state provider shortage.

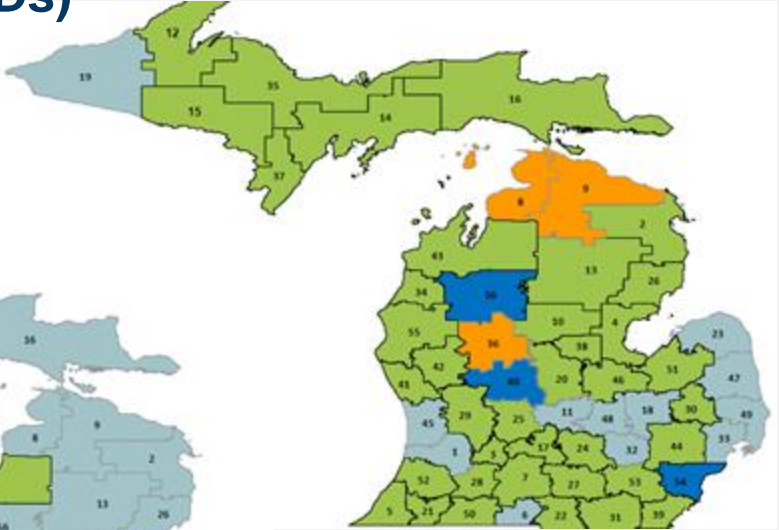
Michigan Intermediate School Districts (ISDs) with *bhworks* as of 2020 (start/planning), 2021, and now (May 2023)



September 2020



September 2021



May 2023

- LIVE
- LIVE by End of 2023
- Pending
- Option to Go Live

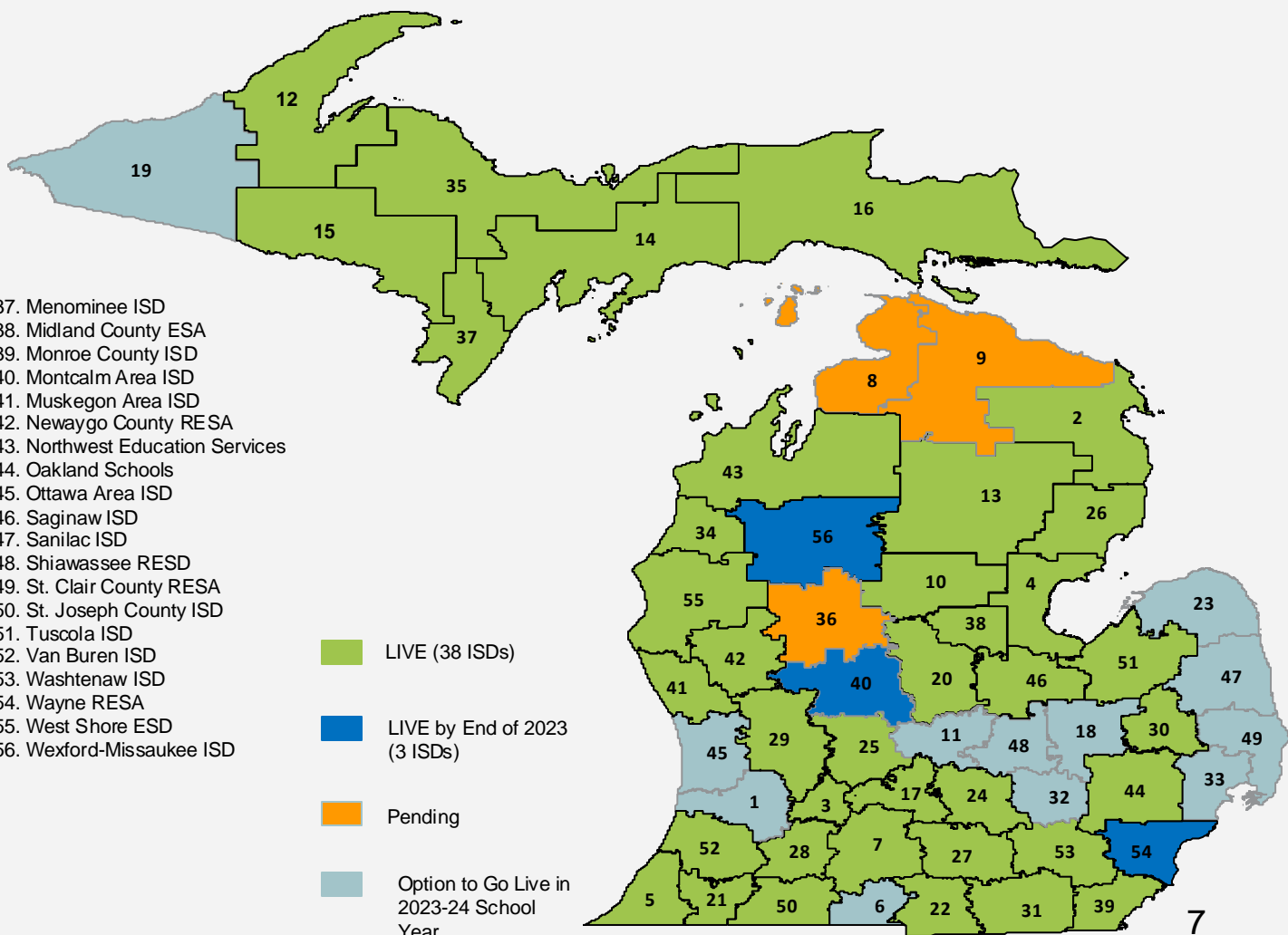
Michigan ISDs

as of May 2023

1. Allegan Area ESA
2. Alpena-Montmorency-Alcona ESD
3. Barry ISD
4. Bay-Arenac
5. Berrien RESA
6. Branch ISD
7. Calhoun ISD
8. Charlevoix-Emmet ISD
9. Cheboygan-Otsego-Presque Isle ESD
10. Clare-Gladwin RESD
11. Clinton County RESA
12. Copper Country ISD
13. COOR ISD
14. Delta-Schoolcraft ISD
15. Dickinson-Iron ISD
16. Eastern Upper Peninsula ISD
17. Eaton RESA
18. Genesee ISD
19. Gogebic-Ontonagon ISD
20. Gratiot-Isabella RESD
21. Heritage Southwest ISD
22. Hillsdale ISD
23. Huron ISD
24. Ingham ISD
25. Ionia County ISD
26. Iosco RESA
27. Jackson County ISD
28. Kalamazoo RESA
29. Kent ISD
30. Lapeer County ISD
31. Lenawee ISD
32. Livingston ESA
33. Macomb ISD
34. Manistee ISD
35. Marquette-Alger RESA
36. Mecosta-Osceola ISD

37. Menominee ISD
38. Midland County ESA
39. Monroe County ISD
40. Montcalm Area ISD
41. Muskegon Area ISD
42. Newaygo County RESA
43. Northwest Education Services
44. Oakland Schools
45. Ottawa Area ISD
46. Saginaw ISD
47. Sanilac ISD
48. Shiawassee RESD
49. St. Clair County RESA
50. St. Joseph County ISD
51. Tuscola ISD
52. Van Buren ISD
53. Washtenaw ISD
54. Wayne RESA
55. West Shore ESD
56. Wexford-Missaukee ISD

- LIVE (38 ISDs)
- LIVE by End of 2023 (3 ISDs)
- Pending
- Option to Go Live in 2023-24 School Year



What Data the Michigan Dept. of Education Can See

All participating Intermediate School Districts (ISDs)

- De-Identified Administrative Data Dashboards
- De-Identified Referral Data Dashboards
- De-Identified Services Data Dashboards



Administrative Use:

31n End of Year Reporting

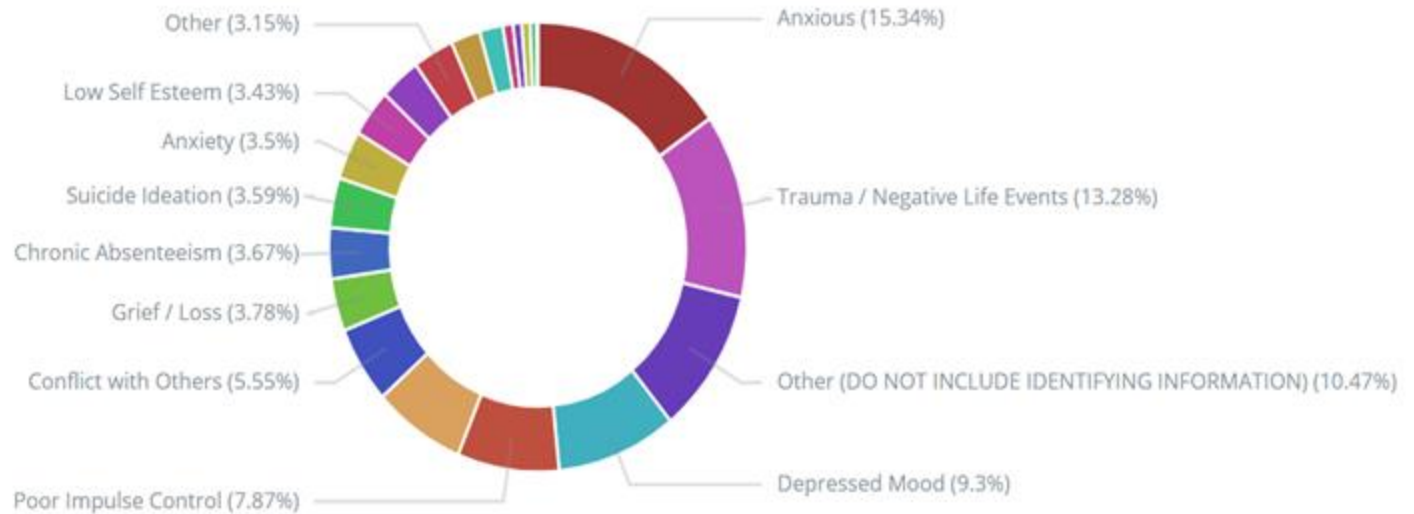
ISD NAME ^	#SDs						31n(6) FY 2018-19	31n(6) FY 2019-20	31n(6) FY 2020-21
	#SDs	w/31n	#Schools	#Schools w/31n	#Students	#Students w/31n			
Allegan Area Educational Service Agency	10	10	34	21	13,723	8,475	294,500	410,700	66,255
Alpena-Montmorency-Alcona Educational Service District	4	3	17	15	5,207	5,090	294,500	410,700	243,111
Barry ISD	2	2	9	4	3,702	2,022	294,500	410,700	69,088
Bay-Arenac ISD	10	6	46	13	15,834	4,474	294,500	448,936	246,601
Berrien RESA	16	15	106	29	24,344	24,272	294,500	410,700	663,553
Branch ISD	4	4	12	6	5,629	3,000	206,382	410,700	80,803
Callhoun ISD	12	4	56	20	20,119	5,859	294,500	445,225	256,962
Charlevoix-Emmet ISD	15	7	28	15	8,035	4,093	294,500	410,700	366,178

MENTAL HEALTH PROVIDERS (table)


ISD NAME	Direct employment service providers employed by each ISD or LEA	Contract-based collaborative efforts or partnerships with community health programs or agencies	Contract-based collaborative efforts or partnerships with private practice providers	If you have any unfilled positions you are still trying to hire or plan to hire next year, please enter the FTE	Licensed physician or psychiatrist	Fully licensed psychologist	Limited licensed master's level psychologist, under the supervision of a fully licensed psychologist	MOE credentialed master's level school psychologist	Licensed master's level marriage and family therapist
Allegan Area Educational Service Agency	7	1	4	3	0	0	0	0	



Non-Diagnostic Referral Reasons



Services Data



149,056
Total Case Notes

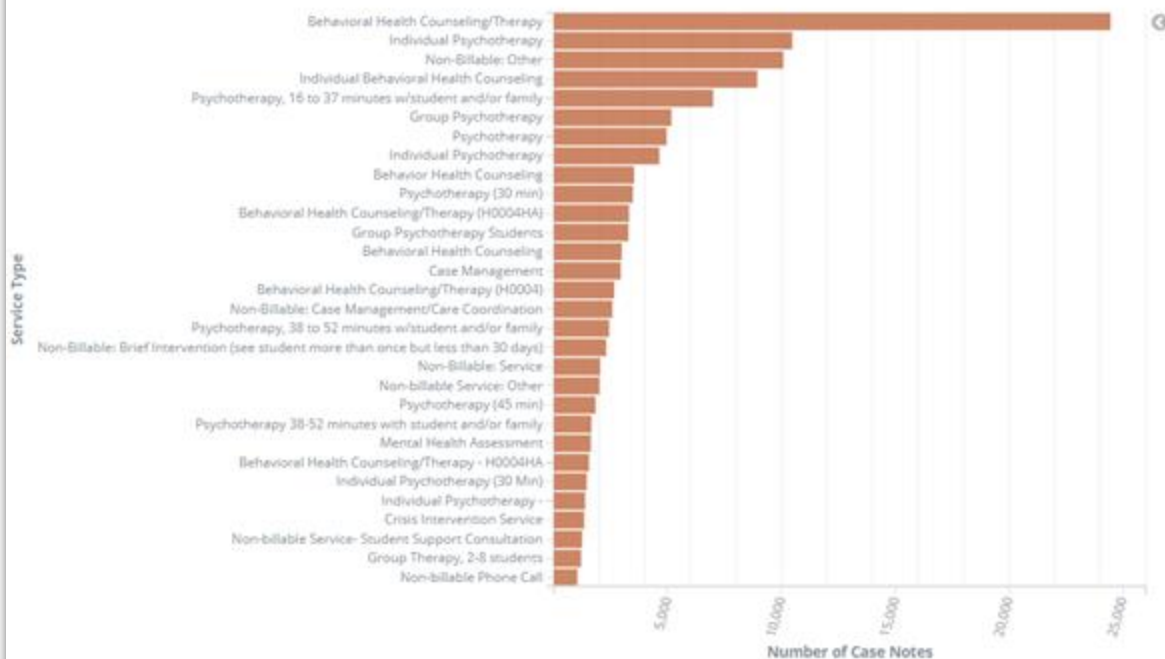
3,955,534.033
Total Direct Services Duration

26.537
Average Direct Service
Duration in Minutes

12,146
Number of Unique
Participants

355
Total Unique
Providers

CN: Service Type Horizontal Graph



SERVICE TYPE	# NOTES
Individual Therapy Session	86,960
Other	18,879
Group Therapy Session	9,775
Case Management/Care Coordination	7,579
Evaluation/Assessment	4,259
Crisis Response	2,809
Formal Meeting Consultation	2,539
Brief Intervention	2,335
Screener/Assessment to determine eligibility for services (intake)	682
Family Therapy Session	462
Referral to Outside Agency	280
Developmental Screening/Testing	7